



Vibro-Pulse

An effective treatment for lower limb oedema (leaky legs).





An effective treatment for lower limb oedema (leaky legs).

Lower limb oedema due to:

- Venous or lymphatic disease.
- A symptom of heart or kidney disease.
- Gravitational oedema.

Interstitial Fluid leakage due to:

- Wounds.
- Breach in skin integrity / blistering or an infection.

The cost of treatment:

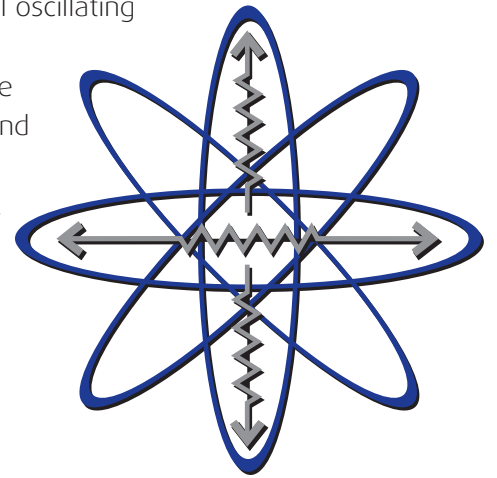
Is dependant on the frequency of bandaging changes. With VIBRO-PULSE® reduce the oedema and frequency of bandage changes by up to 50% in 7 to 14 days

- Reduce the oedema, improve patient outcome.
- Savings for nursing time and treatment costs.

How does VIBRO-PULSE® work?


Cycloidal vibration (VIBRO-PULSE®)

is a 3 dimensional oscillating action, clinically proven to increase microcirculation and fluid turnover within skin tissue. Reduce oedema and Cellulitis treatment time by up to 50%.



NUMBER OF DRESSING OR BANDAGE CHANGES.

7 to 14 days of VIBRO-PULSE reduce dressing and bandage changes by up to 50%.

FREQUENCY	1 WEEK	2 WEEKS	1 MONTH	 <p>7 - 14 days of VIBRO-PULSE® reduce by up to 50%.</p>
2 x per day	£728	£1456	£2912	
1 x per day	£364	£728	£1456	
3 x per week	£156	£416	£832	
1 x per week	£52	£104	£208	
Average materials = £20: Drug Tariff part IXA				
Nursing cost £32 per 30 minutes: Unit costs of health and social care 2007.				

VIBRO-PULSE® Therapy: Consists of two parts-

- 1) VIBRO-PULSE® therapy pad.
- 2) VIBRO-PULSE® single use cover and limb straps. Replace after each treatment.
1 pack of 3 = 1 DAY of treatment

IMPORTANT: The VIBRO-PULSE® pad will only work by applying a single use cover to ensure effective treatment and infection control.

VIBRO-PULSE® is simple and easily available for your patients.

If you have a suitable patient **Contact us on Tel: (0114) 2242249 or enquires@vibrant-medical.co.uk.**

We will allocate you a VIBRO-PULSE® therapy pad and training. Each VIBRO-PULSE® pad requires 1 x pack of prescribed CYCLOIDAL VIBRATION ACCESSORIES (covers with straps) per day (see Drug Tariff part IXA).


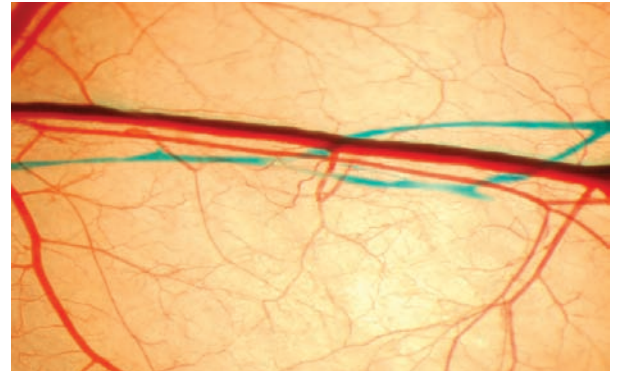
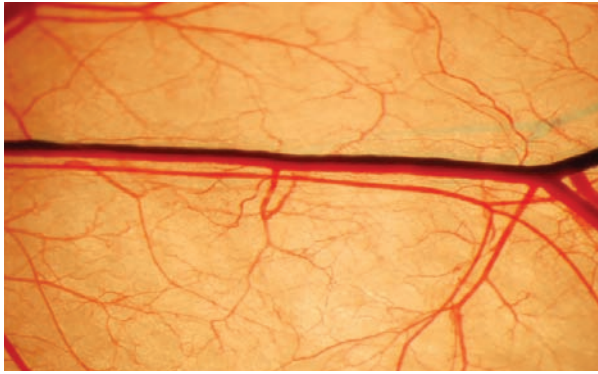
To prevent inconsistent daily treatment we advise a minimum of 7 packs. Retain the VIBRO-PULSE® pads while ever they are in use. If equipment is not in use we reserve the right to recover and reallocate elsewhere.

Single use covers with limb straps are available on prescription. 1 pack = 1 DAY of treatment.
Order details: Drug Tariff part IXA.
CYCLOIDAL VIBRATION ACCESSORIES:
VIBRO-PULSE® pack of 3.
Product No: 23066. PIP: 294-3678



Lymphatic vessel at rest then after 10 minutes of VIBRO-PULSE®

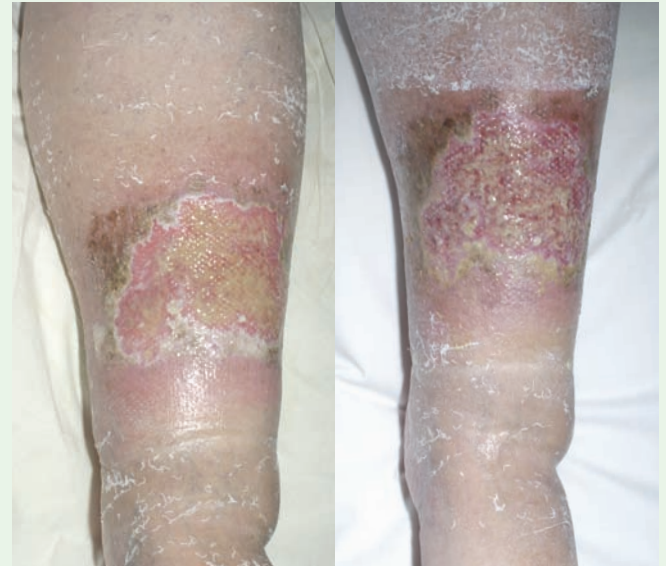
Increase in lymphatic flow reduces interstitial fluid / oedema.



Dermascan Ultrasound echographic images of the leg.
1. Before VIBRO-PULSE® 2. Four weeks post VIBRO-PULSE® Therapy

U = upper dermis L = lower dermis.
The → = low echographic pixels show oedema/swelling, demonstrating significant reduction after 4 weeks of VIBRO-PULSE® Therapy.

Example:



(left) Before and After back of leg. (right) Before and After front of leg.
7 days of VIBRO-PULSE®.

Mrs C has severe leaky oedema of the ulcerated leg,
calf circumference 47cm.
She commenced VIBRO-PULSE for 30 minutes 3 x a day.

Day 7 the ulcers were shallower showing clear signs of granulation and debridement, **gross oedema reduced drastically, calf circumference to 39 cm.**

For more case studies see
www.vibrant-medical.co.uk

PROTOCOL:

Apply VIBRO-PULSE® for 30 minutes, 3 x a day.
(Allow 1 to 2 hours between treatments.)

DURATION OF TREATMENT:

10 days then review, if no improvement is noted by day 10 cease the therapy.

SIMPLE TO USE:

For healthcare professionals or carer's VIBRO-PULSE® is simple to use. Patients can self administer after instruction from their healthcare professional.

IMPORTANT:

DO NOT REMOVE any bandaging when applying VIBRO-PULSE®. The therapy will penetrate the bandage.

CONTRAINDICATIONS: Active deep vein thrombosis, Active Pulmonary embolism, Acute thrombophlebitis, Severe active rheumatoid arthritis, Osteomyelitis, Active cancer, Pregnancy, Uncontrolled epilepsy, Active bleeding or difficult haemostasis in the wound bed.

CAUTION: Infected wounds not receiving antibiotic therapy, Patients with unstable lower limb structures, e.g. bone fragments, Recent knee joint replacement.

References:

1. Johnson S, Leak K, Mostyne E, Tan P, Pillay W, Singh S, Cuschieri "Can cycloidal vibration (Vibro-Pulse) plus standard treatment reduce lower limb cellulitis treatment times? results from a randomised controlled trial. Journal of Wound Care.Vol 16 , NO4 , April 2007.
2. TJ Ryan, M Thoolen and Y Yang. " The effect of mechanical forces (vibration or external compression) on the dermal water content of the upper dermis and epidermis, assessed by high frequency ultrasound" Oxford Wound Healing Institute, Department of Dermatology, Churchill Hospital, Oxford. Journal of Tissue Viability July 2001 Vol 11 No3

Customer Service:

Vibrant Medical Ltd, The Innovation Centre, 217 Portobello, SHEFFIELD, UK, S1 4DP

Tel: +44 (0) 114 2242249 Fax: +44 (0) 114 2232300

Email: enquiries@vibrant-medical.co.uk

Or: NHC Technology Ltd, Colomendy Industrial Estate, Rhyl Road, Denbigh, Denbighshire. UK, LL16 5TS
Tel: +44 (0) 1745 811200 Fax: +44 (0) 1745 816106

The Company reserves the right, without notification, to modify or change any design or specification at their own discretion in accordance with a continued research and development programme.

